

Louisiana exported \$63 billion in goods in 2012, more than tripling from 2000 levels!



Top Markets for Louisiana Exporters

By Value (\$ millions)		By Tonnage (millions of metric tons)	
China	9,310.1	China	16,985.9
Mexico	6,507.6	Japan	10,261.3
Japan	3,820.2	Mexico	9,302.4
Netherlands	3,408.0	Netherlands	5,127.1



Top Commodities for Louisiana Exporters

By Value (\$ millions)		By Tonnage (millions of metric tons)	
Mineral Fuel, Oil, Coal	24,474.6	Mineral Fuel, Oil, Coal	45,661.6
Oil Seeds Etc.	13,251.5	Oil Seeds Etc.	23,441.7
Cereals	6,952.1	Cereals	22,332.7
Organic Chemicals	2,656.3	Food Residues/Animal Feed	6,041.5

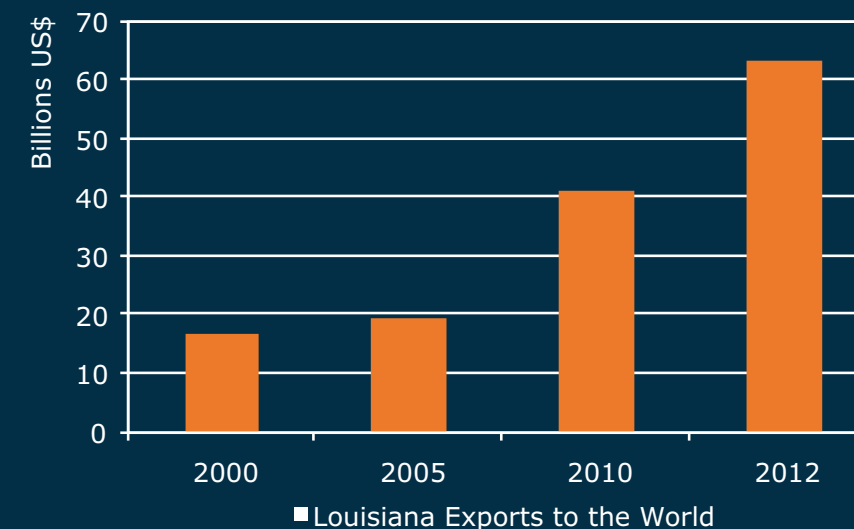


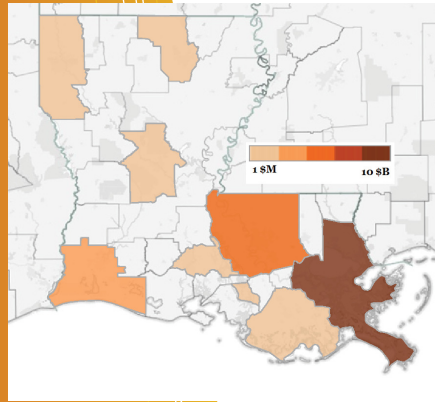
Top Gateways for Louisiana Exporters (Port District)

By Value (\$ millions)		By Tonnage (millions of metric tons)	
New Orleans, LA	28,521.6	New Orleans, LA	54,055.5
*Gramercy, LA	16,340.1	*Gramercy, LA	36,242.0
Lake Charles, LA	4,694.8	Lake Charles, LA	6,778.2
Baton Rouge, LA	4,443.7	Baton Rouge, LA	6,134.7

*Value includes trade with Canada and Mexico. The US does not report tonnage for Canada/Mexican overland trade.
Port of South Louisiana

Louisiana Exports: Global Connections, Local Benefits





Louisiana Exporters

Exporters are located throughout Louisiana

According to the International Trade Administration (ITA), there were over 4,432 companies who exported from Louisiana locations in 2011. Of these, 3,715 were small to medium sized firms (under 500 employees).

There are two main centers for exports from Louisiana and both are tied to the port areas. The Mississippi River area led the state in export generation, with the New Orleans Metropolitan Statistical Area (\$20.3 billion in exports) and Baton Rouge (\$4.9 billion). Lake Charles accounted for another \$4.2 billion in exports.

Economic Contribution

- In 2012, the value of exports from Louisiana equaled 26% of the State's Gross Domestic Product.

- ITA estimated that over 107,000 jobs were export related (2009).

- ITA estimates each \$1 billion in exports supports 5,600 jobs. Exports represent an important job creator.

Exported Products

If it can move, Louisianians are selling it globally...

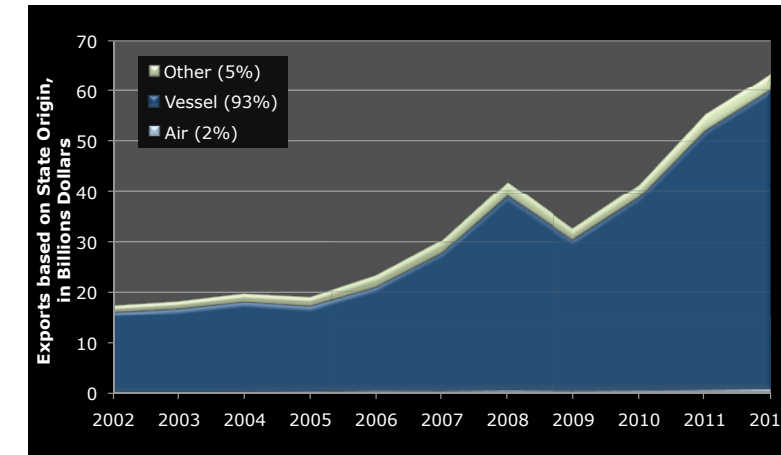
Trade from Louisiana reflects a mix of products ranging from agricultural goods (over \$20 billion in exports) to textiles (\$85 million) to manufacturing items (\$3.1 billion).

By value, Louisiana's largest exports are mineral fuel, oils, coal, oil seeds, cereal grains and organic chemicals.

Exports Need Transportation

Efficient transportation supports Louisiana's economy

Regarding international trade, there are many things a firm must do before the product is ready for export. This includes finding overseas buyers, arranging financing and insurance, and identifying various exit and entrance requirements. But without a shipment, there are no exports!



For Louisiana, the largest single mode, based on value and tonnage, is maritime trade. (Other mostly refers to Canadian and Mexican exports through a land crossing or specialized exports. The U.S. government does not record tonnage for these shipments.)

Like most states, Louisiana uses a number of gateways throughout the U.S. to connect with global markets. In many cases, a firm will select the service and routing that match their own schedules, so products will move through many different channels to reach overseas markets.

Louisiana depends upon the nation's transportation system to support its export activity. Louisiana exports moved over 10.3 billion ton-miles (for all modes) throughout the nation in 2011, of which 3.3 billion ton-miles were internal state flows (Freight Analysis Framework). Conversely, other states use Louisiana ports, airports and infrastructure for their trade flows!

The breadth and efficiency of the nation's transportation system helps Louisiana exporters remain competitive in overseas markets. However, growing exports will place demands on infrastructure for all modes, requiring both new investment and maintenance to ensure future economic prosperity for Louisiana.

Connections Matter

Ports

Louisiana remains very dependant upon its ports for exports, as most trade does leave through a Louisiana port, although some shipments do go through other areas. Maritime exports equaled 24% of the State's GDP in 2012.



Airports

Air cargo tends to be dominated by lighter, higher valued cargos. For Louisiana, Houston and New Orleans were the top export airports.



Land Crossings

Trade with Canada and Mexico are important to Louisiana businesses as goods travel mostly by rail or truck to these markets. Border delays can add costs to tight shipment schedules, but so too can delays along the major corridors connecting Louisiana with these NAFTA markets. Port Huron and Laredo ranked as the largest land crossings. Louisiana does enjoy a large maritime trade with Mexico.



Statistics used in this report

The specific state of origin for exports are based on trade statistics calculated from the Electronic Export Information filed through the Automatic Export System. The data were accessed through WISERTRADE.



Other sources include the USDOT Freight Analysis Framework, USDOC Metropolitan Export Statistics, and the International Trade Administration.

This report does not estimate non-Louisiana trade through Louisiana airports and ocean ports, trade in services, or imports.

Global Markets

Louisiana exports went to over 200 markets in 2012!

Regionally, the Rest of the Americas was Louisiana's largest market (led by Brazil, Chile and Venezuela).

Eastern Asia ranked a close second. On a country basis, China ranked as largest single export market, accounting for 14% of the value of trade, while Japan ranked third (6%).

Trade with Europe (Netherlands and Germany) and NAFTA trade (Mexico and Canada) accounted for 16% of the State's exports.

