

LATTS

Latin America Trade and Transportation Study

"What's Next?"


**Gulf Rivers Intermodal Partnership (GRIP), Gulfport, MS.
August 21, 2002**




LATTS II Strategic Transportation System

- > LATTS STS is currently being updated and expanded (addition of OK & MO)
 - > Waterports
 - > Airports
 - > Railway Networks
 - > Highway Networks

LATTS: Purposes



Determine Latin American Trade Opportunities



Identify Transportation Investments to Support Trade Growth

LATTS II Alliance Region



LATTS II Study Regions

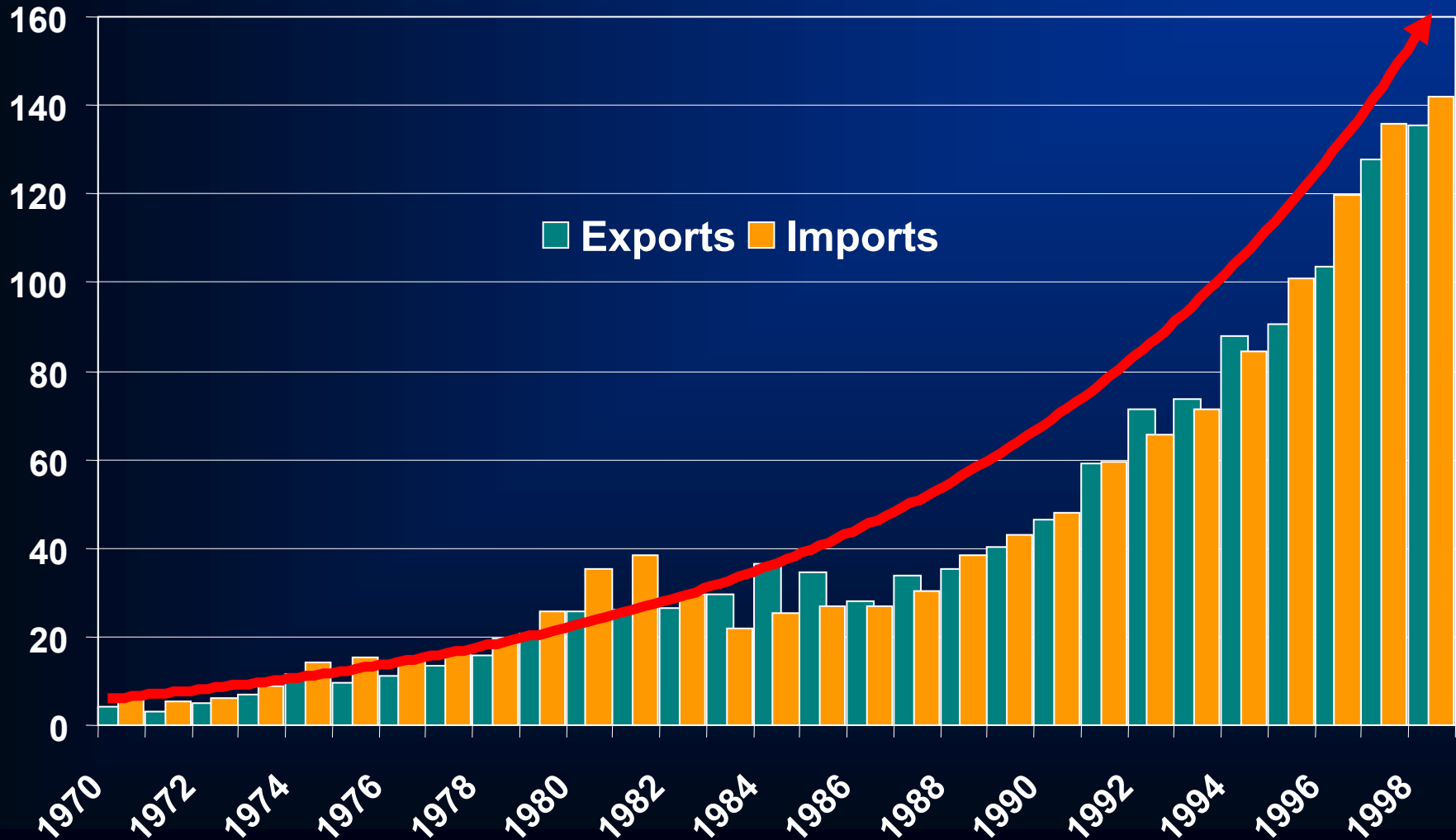


LATTS II Study Key Trade Flows



Trade Has Been Escalating

US/Latin American Trade (\$Billion)



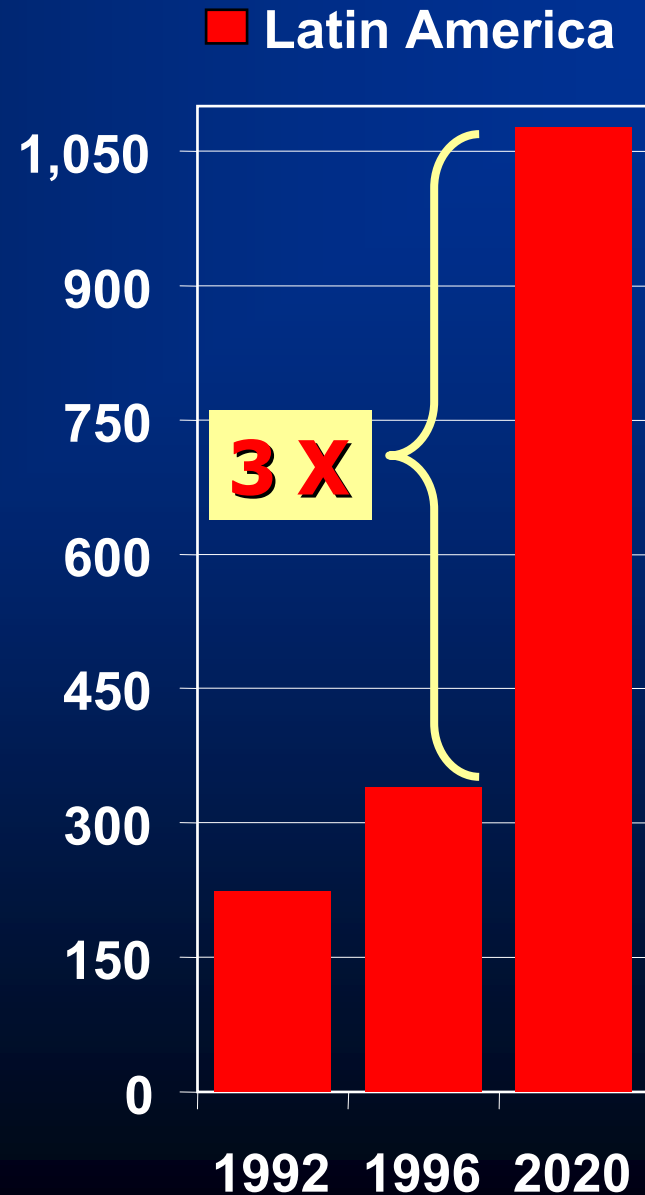
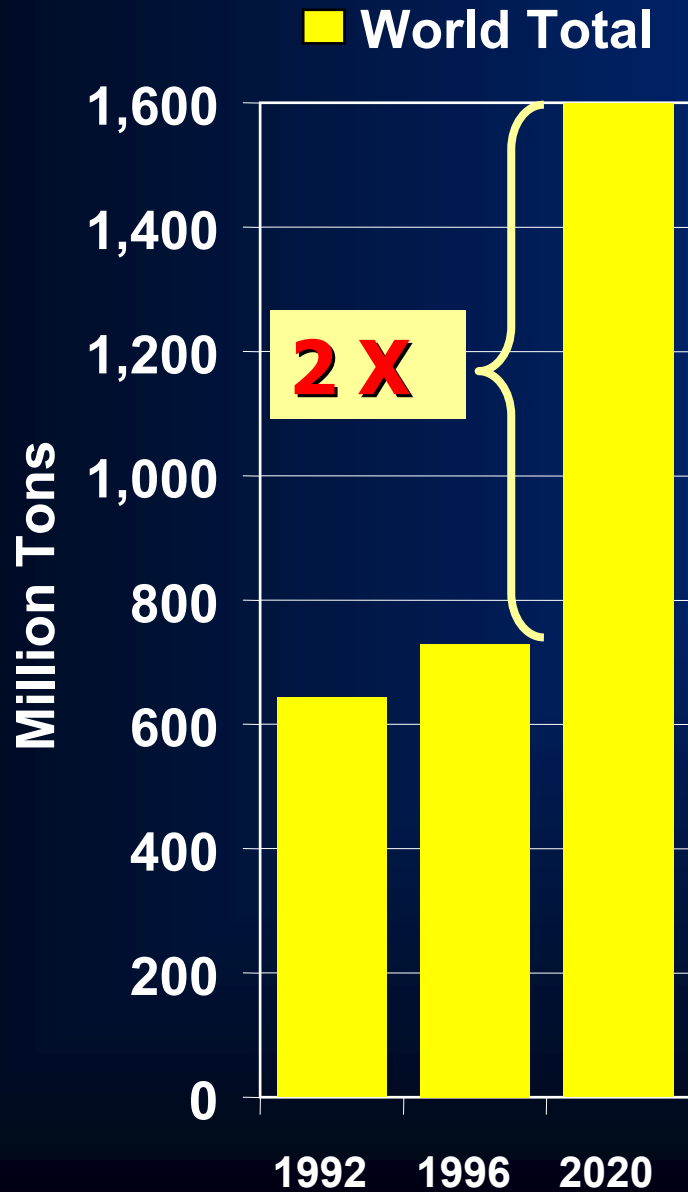
Strategically Important: National Economy

Important Gateway For:

**Alliance
Trade With
Latin America**

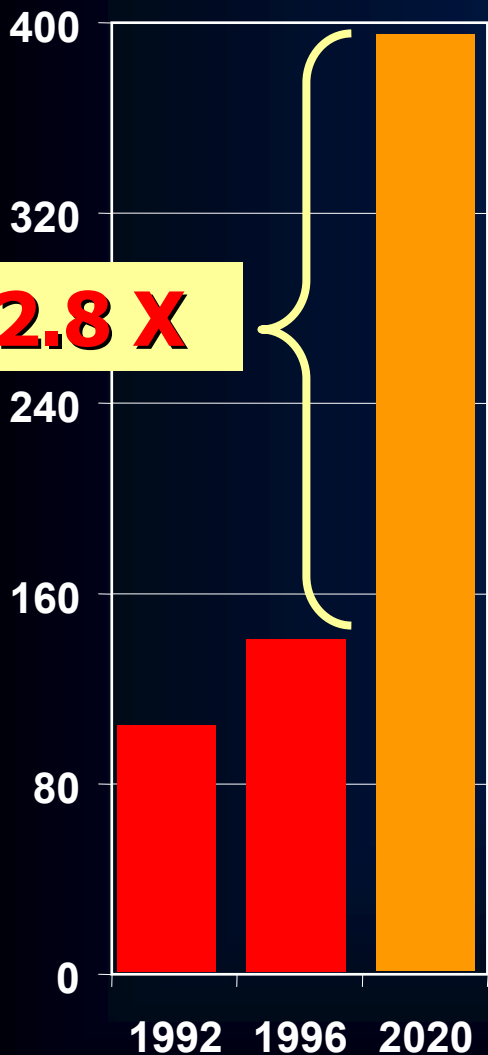
**Rest of US
Trade With
Latin America**

Alliance Trade Growth Trends: Forecasts

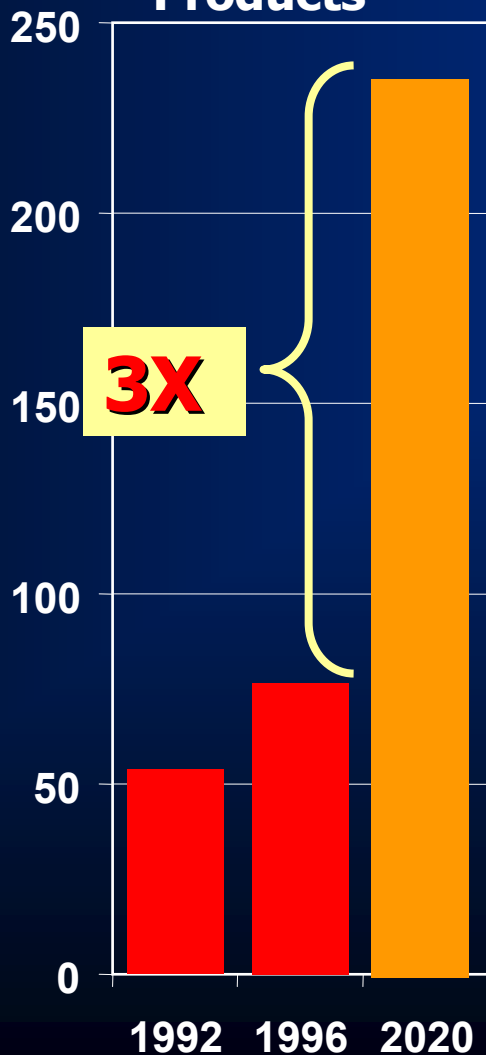


Alliance Trade Growth Trends: Forecasts (Million Tons)

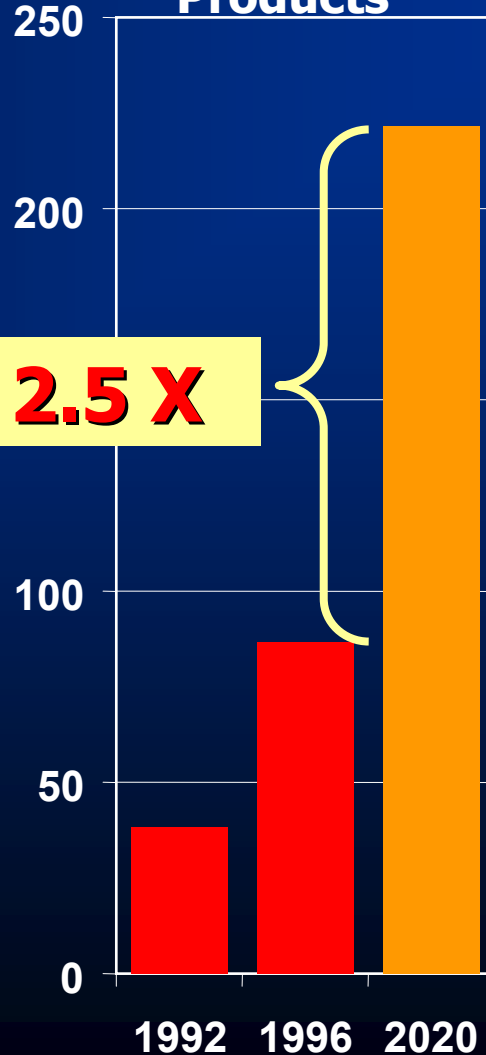
Crude & Petro. Products



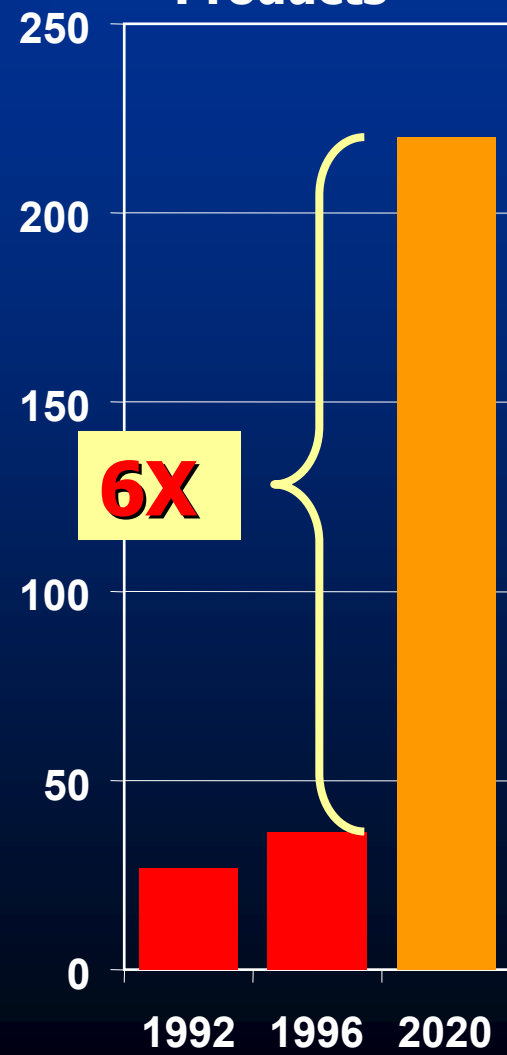
Agric. & Mining Products



Prim. Manufact'd Products



Manufact'd Products

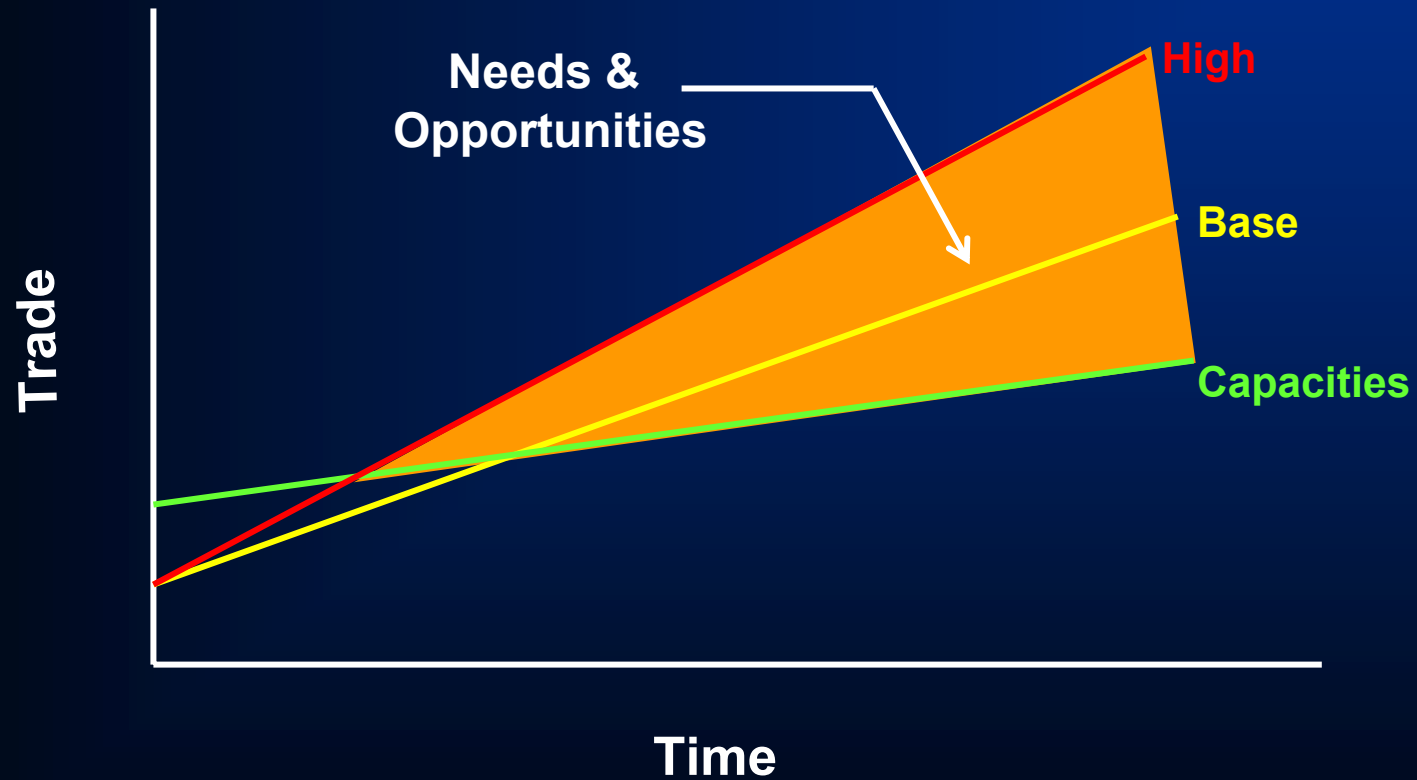


Change in Alliance Employment From 2000 to 2020

(Millions of Jobs)



Demand will Exceed Capacity



Strategic Transportation System

> Gateways

> Corridors

> Connectors

Gateways (LATTS I)

88 Major Trade Gateways

- > 42 Water ports
- > 46 Airports
- > Border Crossings (TX)

Corridors

25 Major Trade Corridors

- > 22,285 miles of Railroads
- > 22,859 miles of Highways

Connectors

123 Major Trade Connectors

**LATTS
WATERPORTS**

69 Connectors

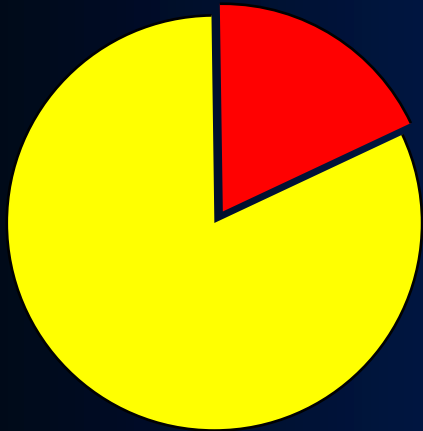
**LATTS
AIRPORTS**

54 Connectors

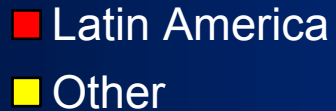
20 Year Needs Estimates

LATTS Strategic System

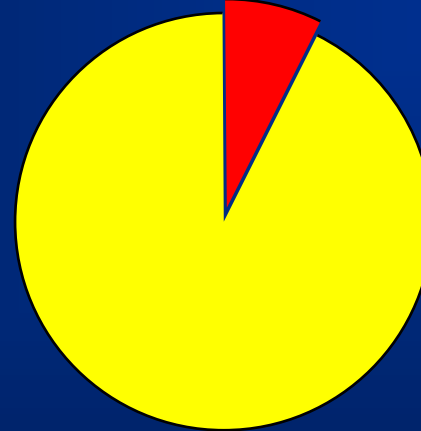
TOTAL 20-YR NEEDS ESTIMATE



\$92 Billion



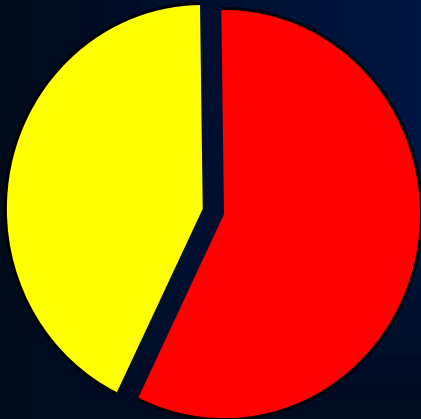
20-YR HIGHWAY NEEDS ESTIMATE



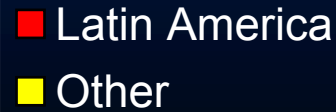
\$67 Billion



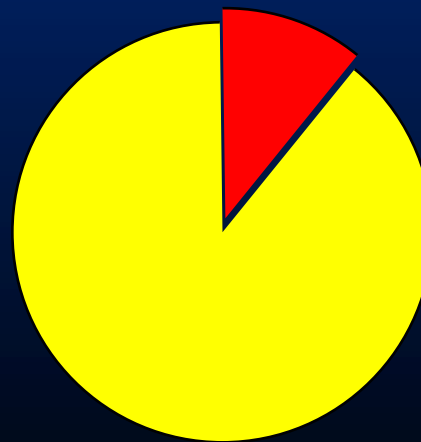
20-YR PORT NEEDS ESTIMATE



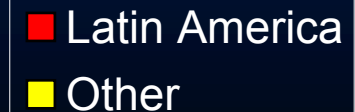
\$22 Billion



20-YR AIR CARGO NEEDS ESTIMATE



\$3.3 Billion



Strategies

- **Utilization of Existing Infrastructure**
- **Add Physical Infrastructure**
- **Increase Operating Throughput**
- **Corridor Approach for Investing**
- **Develop Agile Freight Operations**
- **Improve Clearance at Gateways**
- **Attention to Connectors**
- **Encourage Technology**
- **Integration of Information**
- **ITS Applications**
- **Increase Public Awareness**
- **Improve Institutional Relationships**
- **Improve Freight Profile**
- **Partnerships**

Why A Next Phase



**ALLIANCE
REGION**

Build On What We Know

How Freight Impacts Us

Elevate Our Freight Profile

A "Freight Friendly" Region

Core Tasks

BUILD ON WHAT WE KNOW

Supplement LATTIS Database and Findings

Supplement LATTIS Database & Findings

- 1) Collect data on intermodal connectors.
- 2) Examine the benefit/cost procedure for intermodal freight projects.
- 3) Add rail flow data.
- 4) Designate important trade & transportation corridors.
- 5) Identify specific products passing through the Alliance region.
- 6) Strategies to increase public and private sector coordination.
- 7) Expand upon the barrier issues identified in LATTIS I.
- 8) Examine funding issues/mechanisms relevant to reauthorization.

Core Tasks

BUILD ON WHAT WE KNOW

Supplement LATTIS Database and Findings

UNDERSTAND OUR SUCCESS

Monitor the Results of Implementing LATTIS I

Monitor the Results of Implementing LATTs I

- 1) Highlight success stories in financing projects.
- 2) Show importance of implementing LATTs I:
 - a) Projects to increase operating throughput
 - b) ITS applications
 - c) Technological advances
 - d) Public awareness campaigns
 - e) Increased quantity and quality of jobs
 - f) Public/private partnerships
 - g) Public investment in rail projects

Core Tasks

BUILD ON WHAT WE KNOW

Supplement LATTTS Database and Findings

UNDERSTAND OUR SUCCESS

Monitor the Results of Implementing LATTTS I

COMMUNICATE

Develop PowerPoint Communication Tools

Develop PowerPoint Communication Tools

- 1) Highlight findings and strategies of LATTTS I.
- 2) Focus on the creation of quality jobs.
- 3) Cost of failing to make the necessary improvements.
- 4) Highlights of findings/recommendations from LATTTS II.
- 5) Coordination of modes in implementing the LATTTS I strategies.

**Focus on
Strategic
Framework**

Corridors

Gateways

Connectors

Another Reason Why.....



REATHORIZATION

Funding Needs

Phase I

BUILD COALITION

- **Several \$ Thousand**

Phase II

STUDY/RESEARCH

- **\$1-\$5 Million**

Phase III

IMPLEMENT/COORDINATE

- **\$Hundreds of Millions and \$Billions**

States Have Limited Resources

- **Project eligibility**
- **Competing priorities**
- **Difficulty matching Federal funds**

Potential Freight Financing Solutions



Change Eligibility

Incentives Program

Credit Program

Freight Set-Asides

Multi-State Approach



Freight markets transcend boundaries

**Many freight decisions are
multijurisdictional
in their scope and consequences**

REATHORIZATION

LATTS

Participate, contribute

**Timing is
Right**

Reauthorization

**Increase
Freight Profile**

**Position the
Region**

**Expand
Resources**

**Support
National Policy**

Thank You !

